

Collaborative
Assessment for Student
Success: Analyzing
Nontraditional
Students' Library
Perceptions and Usage
By Samantha Harlow
Karen Stanley-Grigg



UNC
GREENSBORO
University Libraries





Hello!

I am Samantha Harlow

Online Learning Librarian, UNC Greensboro

You can email me at slharlow@uncg.edu





Also ...

I am presenting for
Karen Stanley-Grigg

Health Sciences Librarian for Collections and Instruction,
UNC-Chapel Hill, kgrigg@email.unc.edu



<http://go.uncg.edu/assessmentconf2018>

Follow along or save this presentation!





Why assess nontraditional students at UNCG?

Knowing your demographics



A nontraditional student is defined by many characteristics, such as: delayed enrollment into higher education programs, part-time attendance, working full-time, financial independence from parents, caretaking responsibilities, single parenthood, and having received a GED.

[National Center for Education Statistics,](#)

[Who is Nontraditional?](#)



UNCG has agreements with community colleges

UNCG transfer articulation agreements

1866 transfer students, Fall 2017

Large population coming from community colleges

Compared to 2791 freshmen, Fall 2017



1854 fully online students

In online programs, with an increase of around 800 students in the last 4 years

8283 students enrolled in online class

Up over 7000 in last 4 years

23 online programs

8 undergraduates, 13 masters, 1 EdS, 1 doctorate

From [UNCG Online](#) and [UNCG Reports](#)





1.

Transfer Students

Survey and Pre/Post Test
Study

Initial Survey



Survey to Transfers




- **Demographics**
- **Information literacy tasks**
- **Perceived needs**
- **Library instruction**
- **Rubric**

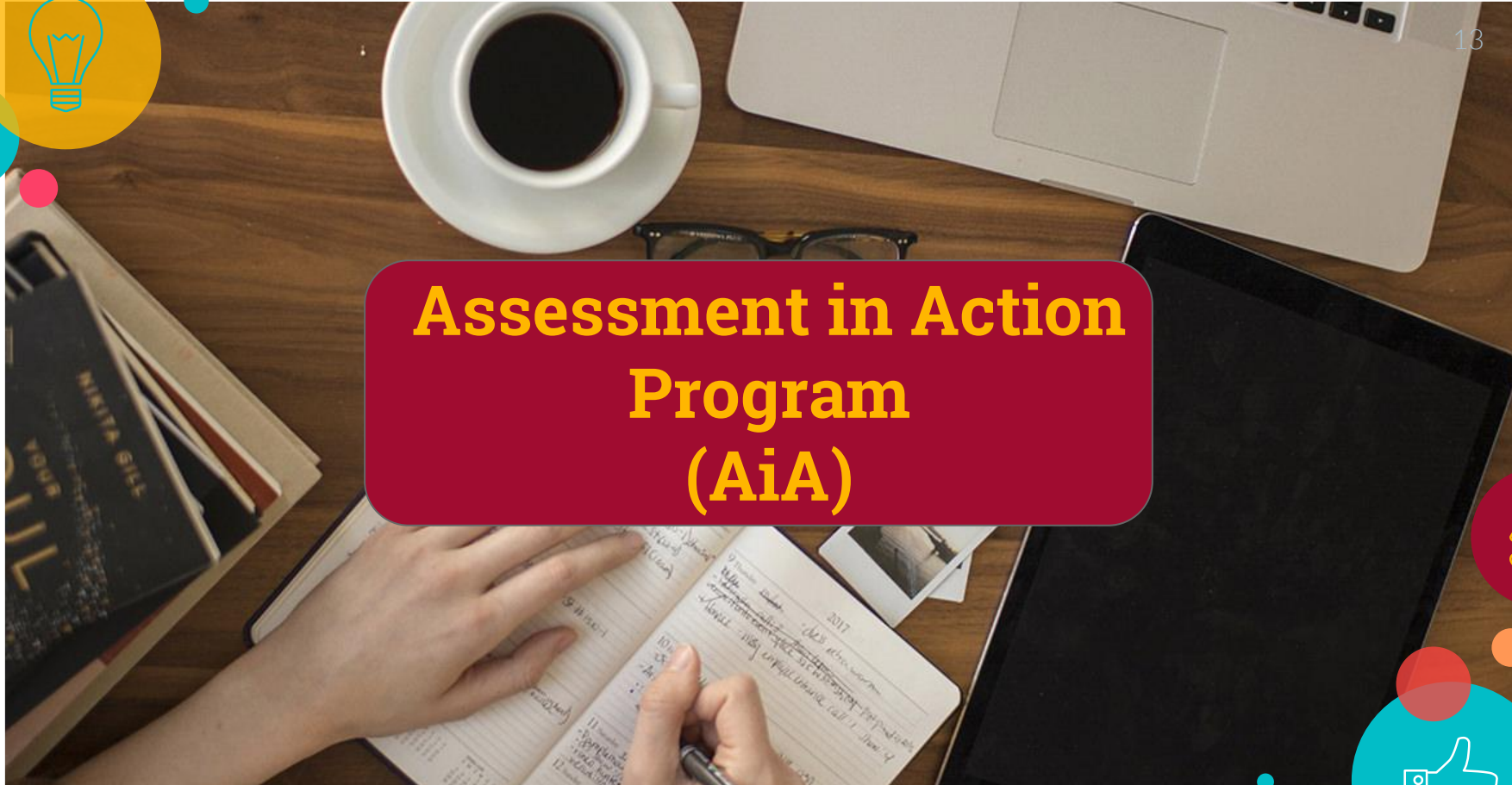


Results

- **Age differences**
- **Library instruction and workshop benefits**



Assessment in Action Program (AiA)



AiA: Pre and Post Test for Transfer Students

- Grant and ACRL
- Purpose
- Pre and post test and resurvey 2014 cohort.

FFL 250
(optional
class for
transfer
students)

Library
Instruction

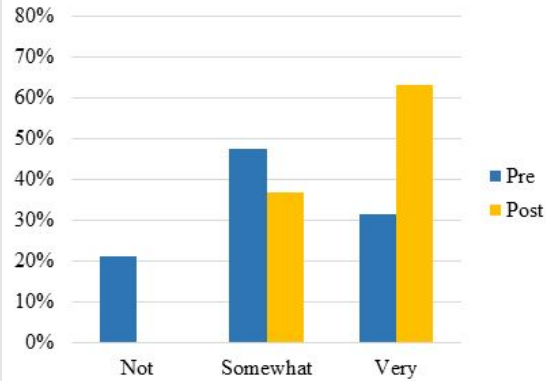
Comfort
level
before and
after
library
instruction



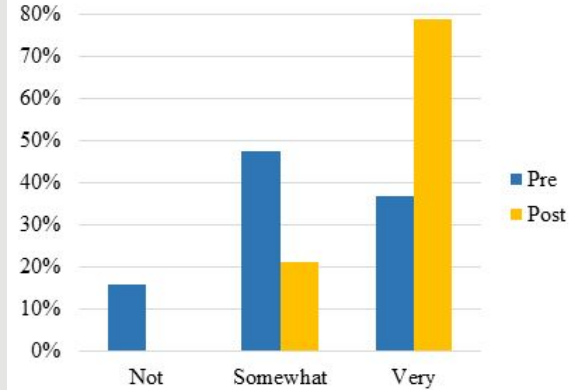
Transfer Students: Charts



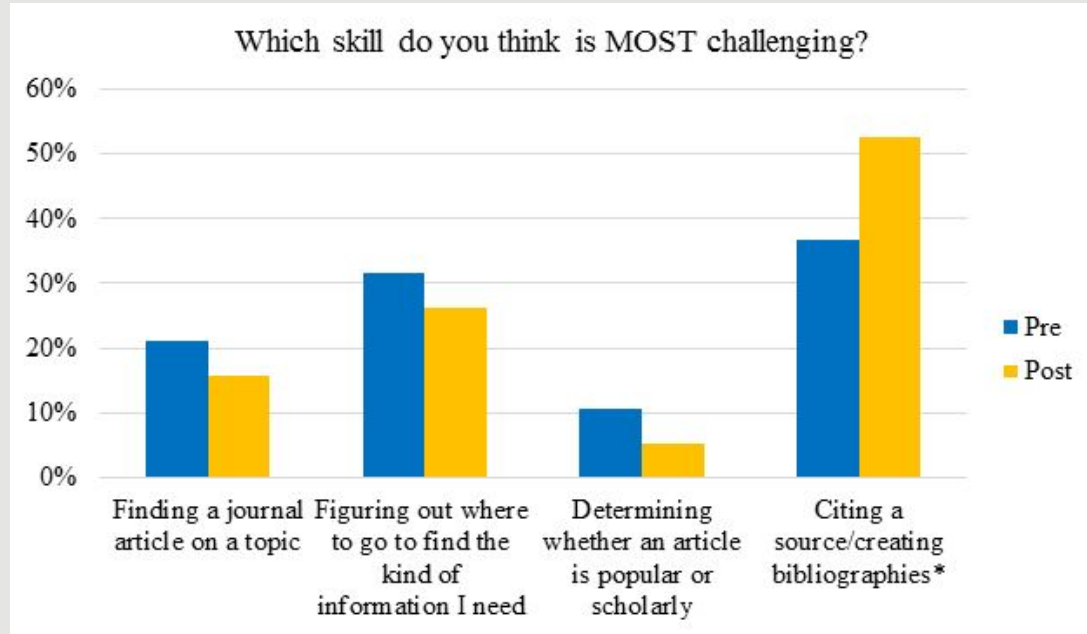
How would you rate your comfort level with finding journal articles on a topic?



How would you rate your comfort level with finding books in the library?



Transfer Students: Chart




AiA Resurvey

- Demographics
- Information literacy tasks
- Library interactions



AiA Results

- Retention issues
- Information literacy improvement
- Age differences
- Library instruction
- Librarian consultations




Transfer Student Links:

[Information Searching and Reporting Skills Survey](#)
- 1st survey

[FFL 250, Pre-class Assessment](#)

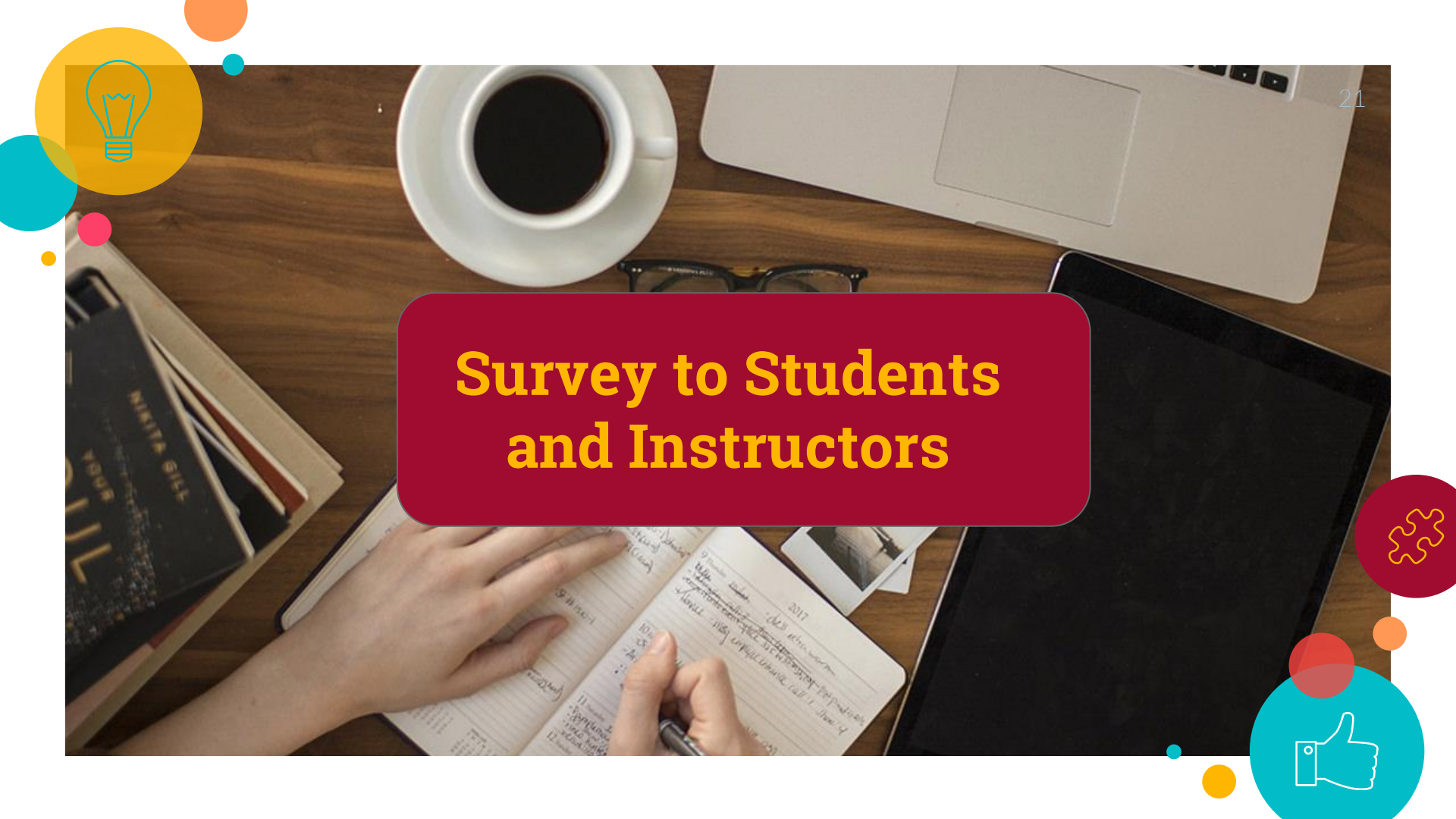
[FFL 250, Pre-class Assessment, Fall 2017 \(AiA\)](#)

[2nd Year Transfer Students: Info Searching and Reporting Skills Survey](#) - follow up survey




2.
Online Learners
Survey and
Usability Study

Survey to Students and Instructors

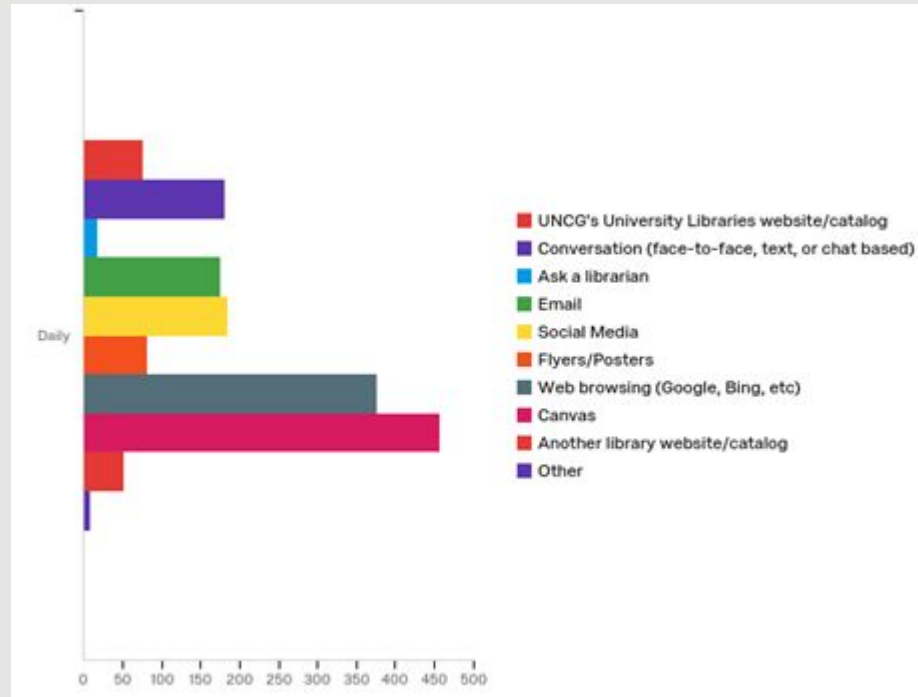




Survey: Why and Methodology

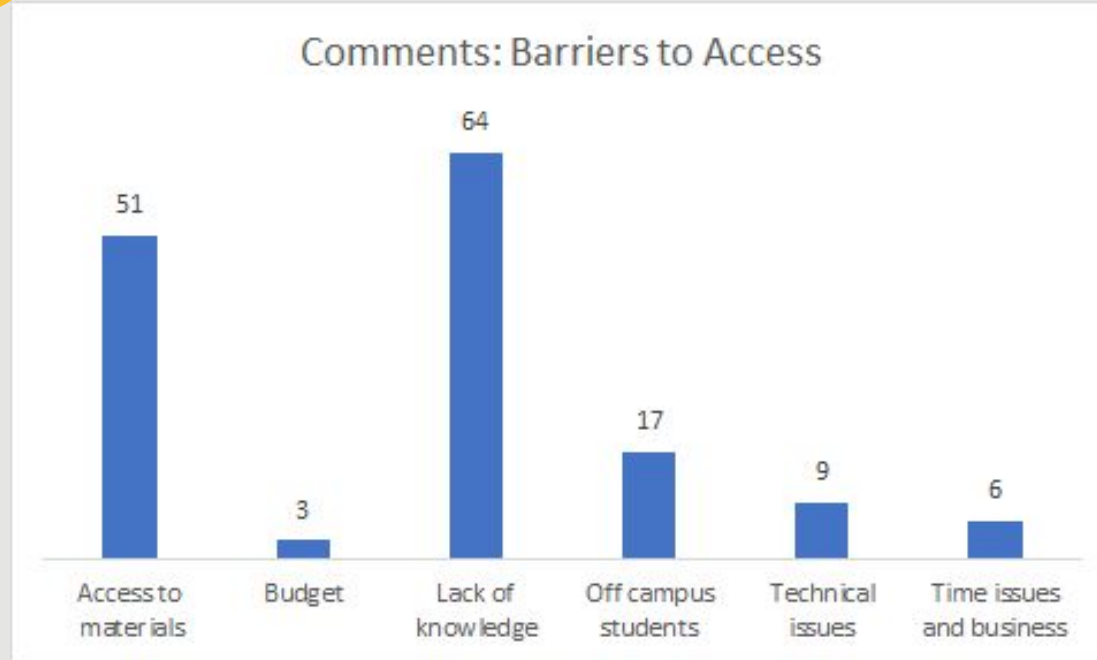
- **To improve library online services and resources**
 - **Student and instructor survey**
 - **Email campaign**
 - **Gift-cards**
 - **Qualtrics and Atlas TI**
 - **Coded comments**
- 

Online Student Survey: Chart

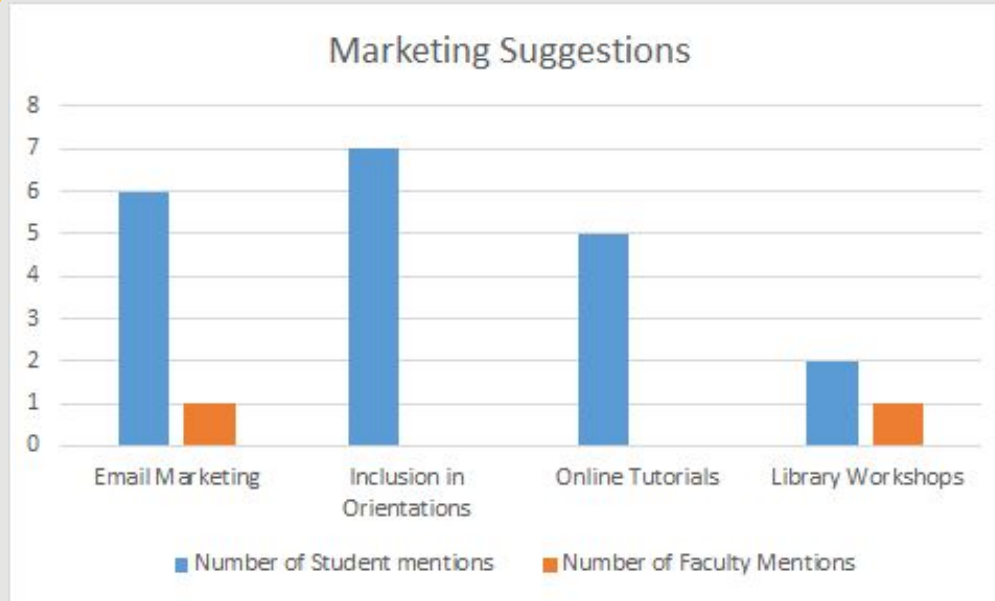


Chat from 2017 survey to **students**, asking “**How often do you use the following methods to learn about new information for school?**” The “Daily” response shown here shows that Canvas and web browsing (Google, Bing, etc) are the most used.

Survey Comments: Chart




Survey Comments: Chart

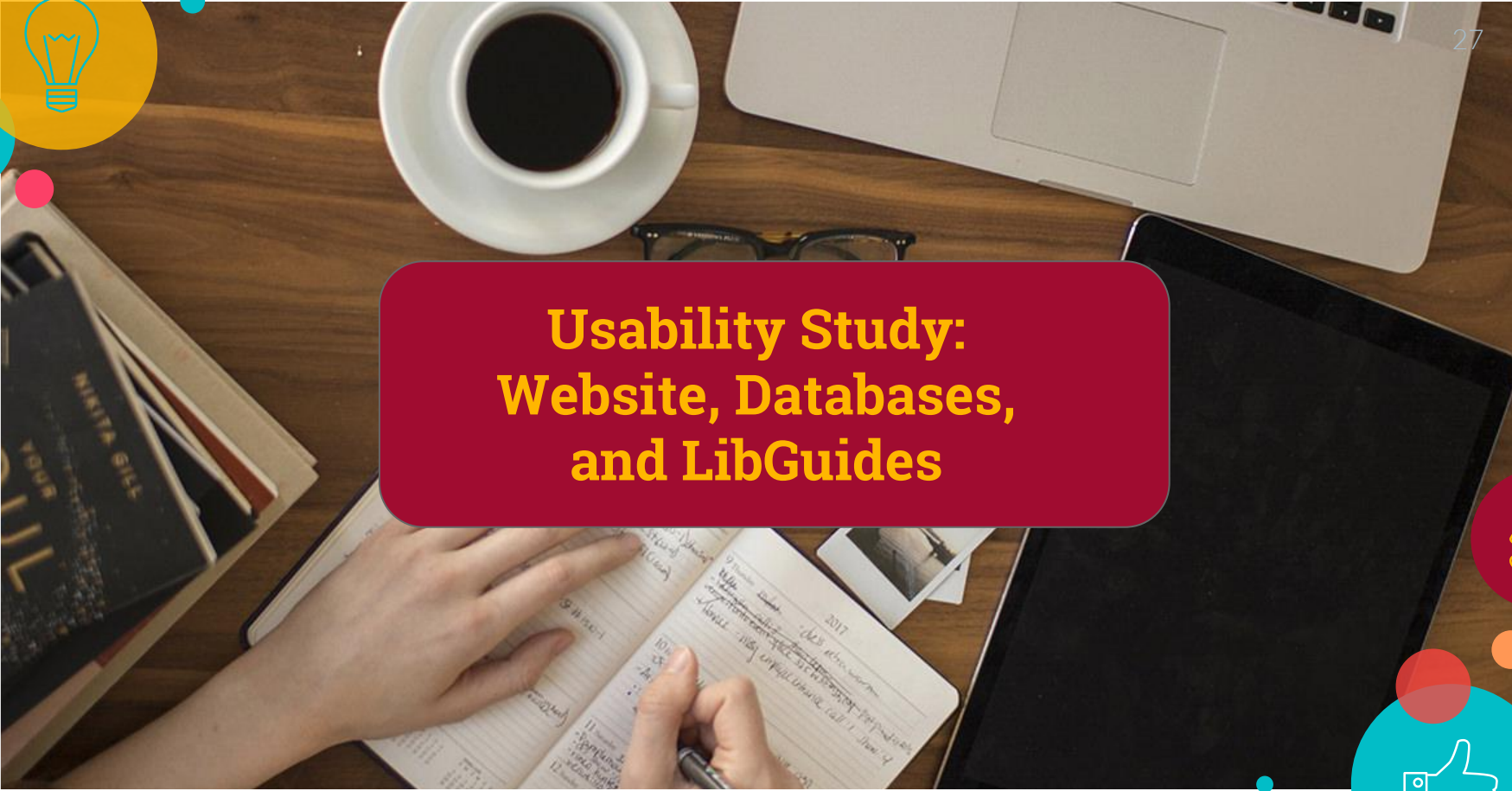


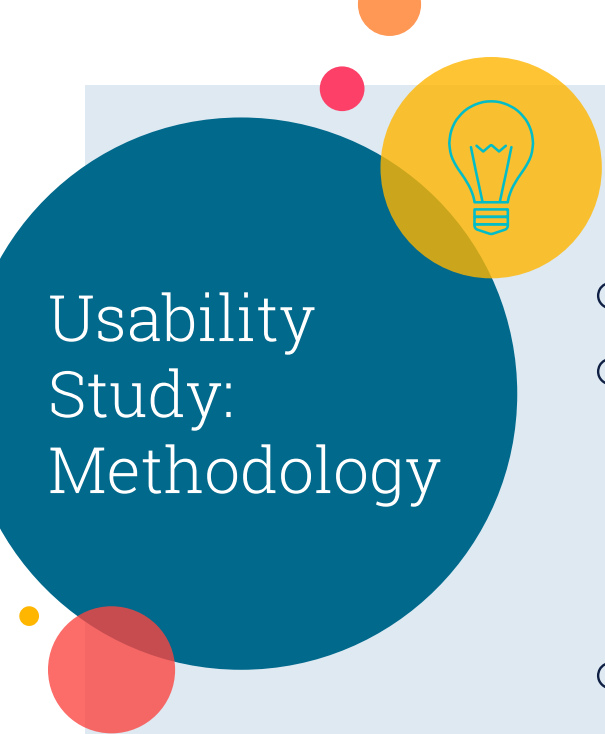
Actions

- **Learning management system (LMS) integration**
- **Online orientations**
- **Shifting of tutorials**




Usability Study: Website, Databases, and LibGuides






Usability Study: Methodology

- **Students**
 - **Tasks**
 - **Library homepage**
 - **Database page**
 - **LibGuides**
 - **Lobby of library**
 - **Camtasia and WebEx**
 - **Gift-cards**
- 

Results

- Student knowledgeability
 - Over and under confidence
- “Google generation”



Online Learners Links:


[Survey to Students \(online or taking online course\)](#)

[Survey to Instructors \(teaching online\)](#)

[Tasks for Usability Study](#)

Future Directions:

- Authentic Assessment
- New position
- New populations
- Focus groups
- Chat analysis
- Collaboration



Worksheet for Assessing Nontraditional Students



Credits

Special thanks to all the people who made and released these awesome resources for free:

- Presentation template by [SlidesCarnival](#)
- Photographs by [Unsplash](#) and [Pixabay](#).



Thanks!
Any questions?

<http://go.uncg.edu/assessmentconf2018>

You can email me at sharlow@uncg.edu
Karen Stanley-Grigg, kgrigg@email.unc.edu

