

ASSESSING THE IMPACT OF A NEW LIBRARY ON GRADUATE STUDENTS' USE OF LIBRARY SPACES

2014 Library Assessment Conference
August 6, 2014

Bertha P. Chang
North Carolina State University Libraries

Before Hunt:

- 1 main library
- 4 branch libraries (Textiles Library on Centennial Campus)



D.H. Hill Library (Main Campus)

4 engineering departments on Main Campus



James B. Hunt Jr. Library (Centennial Campus)


Colleges of Textiles and Engineering

After Hunt:

- 2 main libraries
- 3 branches (Textiles Library closed)

Survey Methodology

- Why:
 - Compare use of library spaces pre- and post-Hunt
- Who:
 - On-campus graduate students in Engineering and Textiles
- When:
 - Survey #1 – Fall 2012
 - Survey #2 – Fall 2013
- How:
 - Online survey (Qualtrics)
 - Survey active for 2 weeks (semester weeks 11-12)
 - Incentives offered for survey completion (drawing for Amazon Kindles)



January 2, 2013
Hunt Library opens

Response and demographics

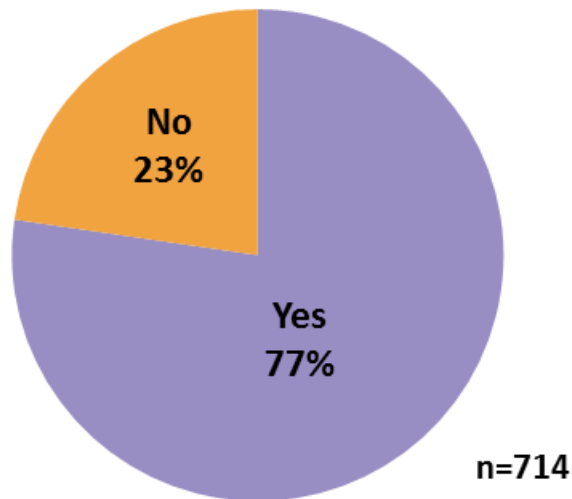
	Surveys sent out	Responses	Response rate
Fall 2012	2,519	781	31.0%
Fall 2013	2,611	704	27.0%

	2012		2013	
	Actual pop. (%)	Respondents (%)	Actual pop. (%)	Respondents (%)
Master's	52.2	56.1	52.7	56.1
PhD	47.8	43.9	47.2	43.9
International	63.5	67.0	63.5	67.8
COE	93.9	93.0	93.0	93.7
COT	6.1	7.0	6.6	6.3

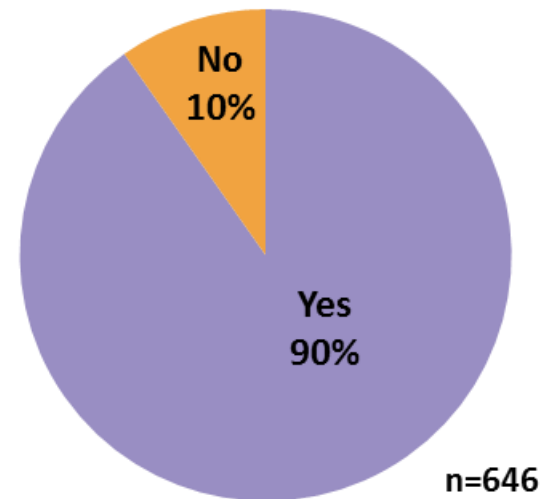
Use of Libraries spaces

Have you used any physical spaces in any of the NCSU Libraries at any time since the start of the Fall semester?

Fall 2012



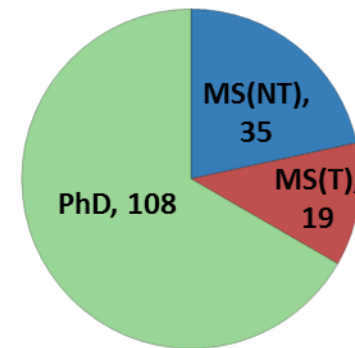
Fall 2013



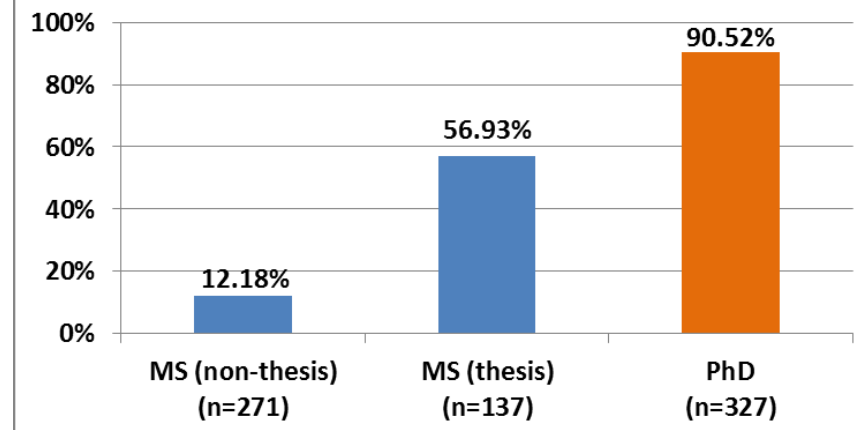
What kept non-users away in 2012?

- Location of libraries
 - Inconvenience due to distance, parking, and/or transportation factors
- Space
 - Alternative work spaces (e.g., offices)
 - Personal preferences
- Collections
 - Use of online resources

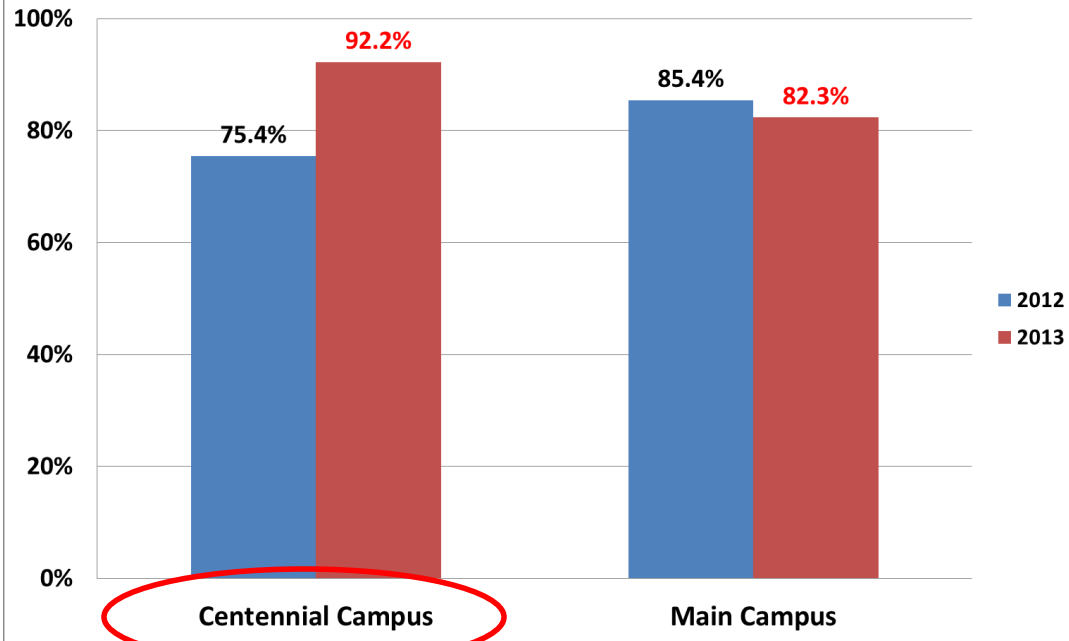
Non-users by degree program
(n=162)



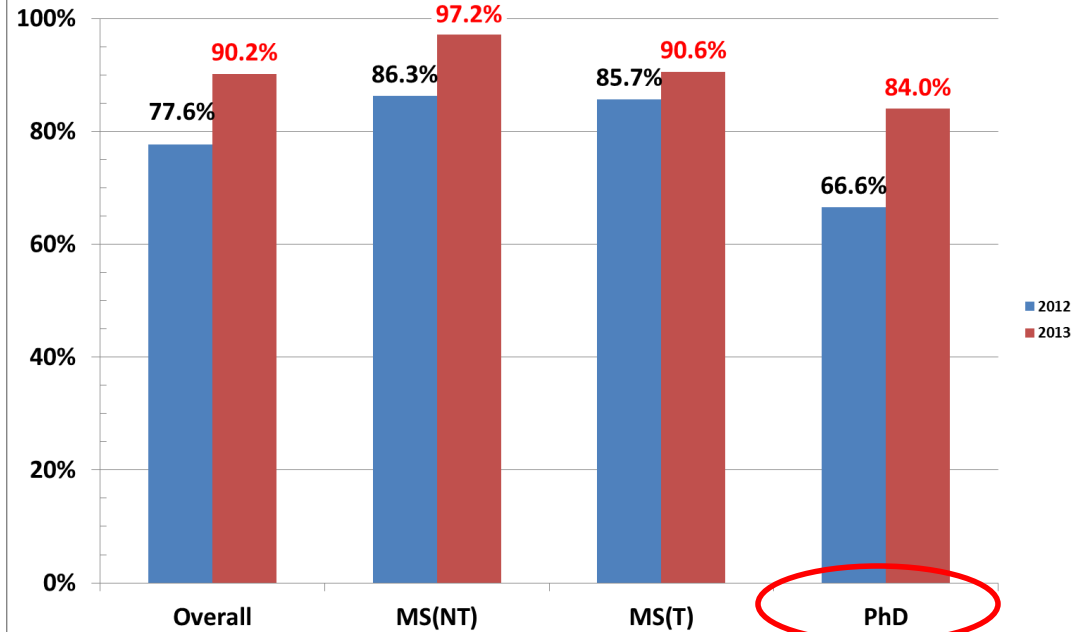
% with offices by degree program



Library space use by campus (2012 vs 2013)



Library space use by degree program (2012 vs 2013)



Campus libraries used

Which campus library or libraries have you used this semester? Check all that apply:

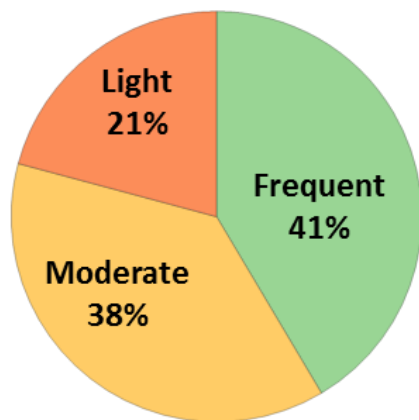
	Fall 2012 (n=552)	Fall 2013 (n=583)
D.H. Hill	94.7%	54.2%
Textiles (Centennial)	46.4%	---
Hunt (Centennial)	---	95.0%
Design	1.4%	1.4%
Natural Resources	1.3%	1.9%
Veterinary Medicine	0.9%	0.7%
Other	0.4%	---

Frequency of use

On average, about how often have you used the D.H. Hill / Textiles / Hunt Library this semester?

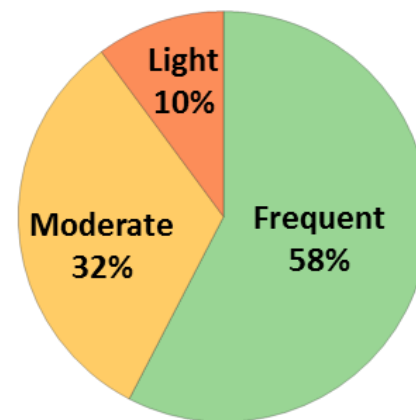
- Frequent: 2-7 days/week
- Moderate: 2-4 days/month
- Light: \leq once/month

Fall 2012



n= 504

Fall 2013

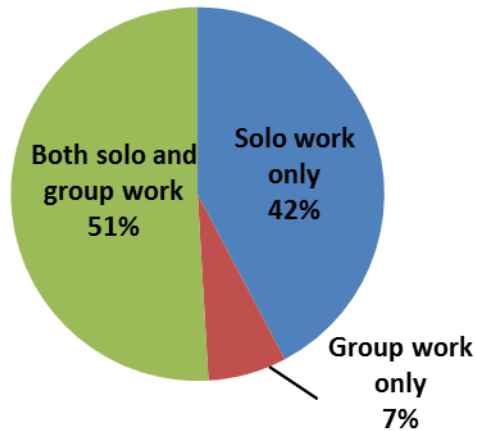


n= 552

Individual vs. group work

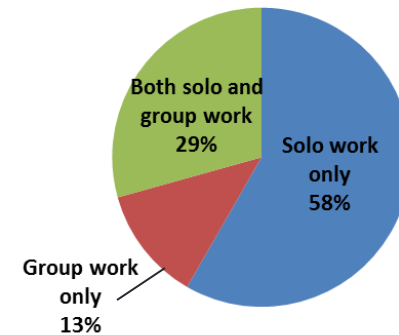
D.H. Hill (2012)

n=485



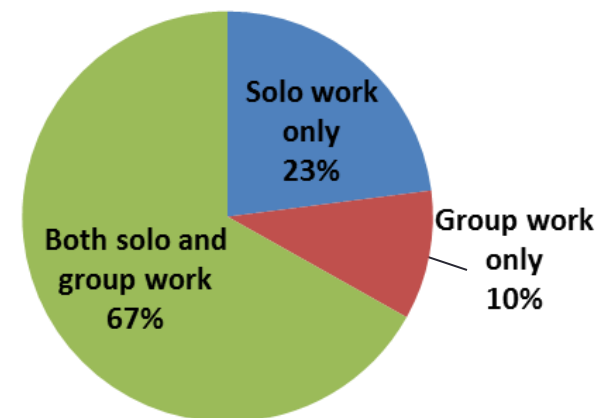
D.H. Hill (2013)

n=283



Hunt (2013)

n=540



Possible needs

- More quiet/individual study space
 - Spring 2013 Hunt Grad Commons observational study:
 - 26.8% of group study room uses were by individuals
 - 25.5% of workstation occupants were not using workstations



Future work

- Continued analysis of survey data
- Follow-up studies
 - Interviews/focus groups
 - Observational studies